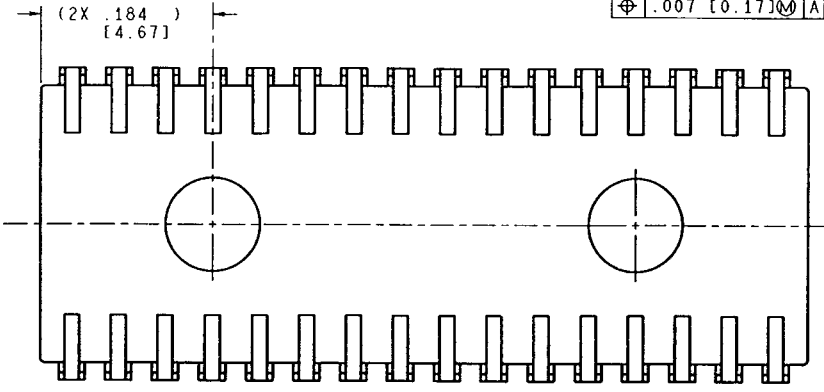
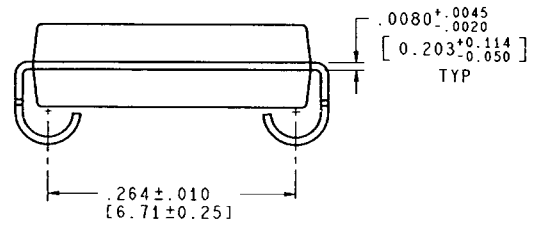
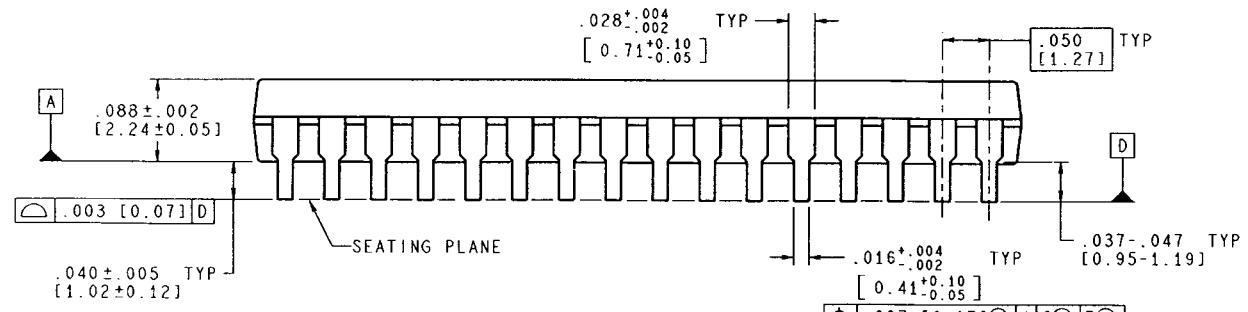
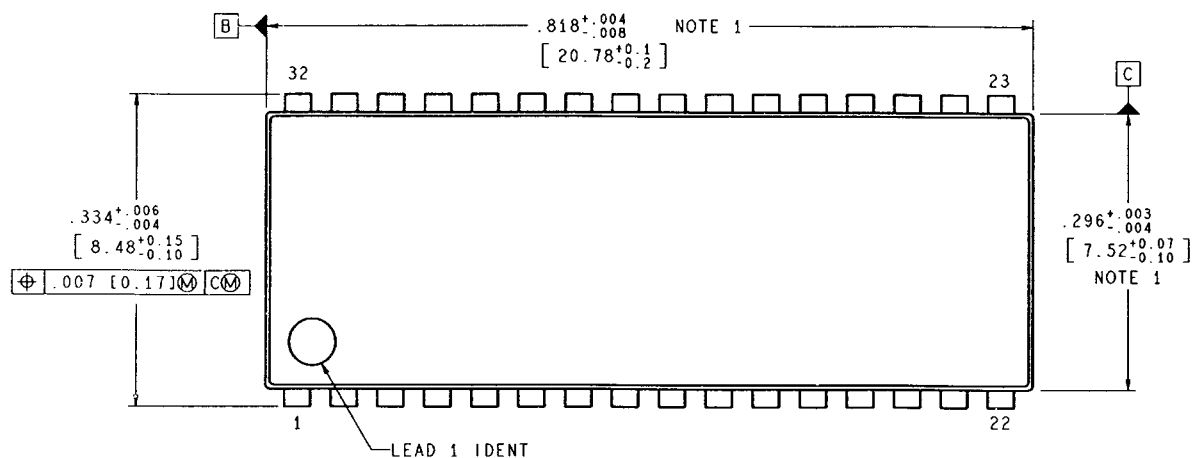


REVISIONS				
LTR	DESCRIPTION	E. C. N.	DATE	BY/APP'D
A	RELEASE TO DOCUMENT CONTROL	11808	11/03/1997	TL/CP



CONTROLLING DIMENSION IS INCH
VALUES IN [] ARE MILLIMETERS

NOTES: UNLESS OTHERWISE SPECIFIED

1. REFERENCE DATUMS **-B-** AND **-C-** DO NOT INCLUDE MOLD FLASH OR PROTRUSIONS, BUT DOES INCLUDE MOLD MISMATCH AND ARE MEASURED AT THE MOLD PARTING LINE. MOLD FLASH OR PROTRUSIONS SHALL NOT EXCEED .010 INCHES/ 0.25 MILLIMETERS PRE SIDE.
2. LEAD WIDTH TO BE MEASURED AT THE SEATING PLANE **-D-**.
3. NO JEDEC REGISTRATION AS OF NOVEMBER 1997.

APPROVALS		DATE	National Semiconductor		
DRAWN T. LEQUANG		11/03/1997	2900 Semiconductor dr. Santa Clara, CA 95052-8090		
DATE CHG Marita Sully		11/03/1997	MOLDED, SOJ, .300in WIDE, 32 LEAD, .050in PITCH		
ENGR. CHG My Pella		11/03/1997			
PROJECTION		SCALE	SIZE	DRAWING NUMBER	REV
INCH (MM)		N/A	C	(SC)MKT-MJ32A	A
DO NOT SCALE DRAWING			SHEET 1 of 1		